




Bespoke
Handling
Equipment

Operating Instructions




CTS01(Ex) Gas Cylinder Trolley

E-mail: sales@sts-handling.com

Tel: +44 (0)1736 851050

The STS Gas Cylinder Trolley is designed for transporting Cylinders. The trolley is designed to transport gas cylinders that are 150-250mm in diameter. The Safe Working load for this unit is 150kg.

If the equipment supplied has (-Ex) in the product code, it has been certified by STS for use in Zone 1, 2, 21 and 22 areas for protection under constructional safety "c" and control of ignition source "b".

 II 2 G D

Ex h IIB T4 Gb

Ex h IIB T135°C Db

Key safety requirements

1. Do not use the unit unless you have read and fully understood the operation and maintenance manual.
2. This equipment is designed for use on level ground.
3. Only handle cylinders that are in a good condition.
4. When not in use the equipment should be parked in a safe location.
5. This product is to be used by one operator at a time and they must be behind the unit at all times.
Do not allow other personnel to be in front of the unit when in use.
6. The safe working load (SWL)/rated capacity should not be exceeded in any circumstances.
7. The equipment should be inspected at regular intervals, decided by the operator's company, for signs of damage or defects.
8. The unit must be inspected at least annually or after any unusual event by a suitably competent person.
9. Ensure damaged or missing safety notices are replaced; these are available from STS.
10. The manual forces relating to the use of this equipment are relatively low; any doubts in this should be reported to STS.
11. If any operator is in any doubt of the correct suitability of the equipment or has any problem understanding the instruction manual then they should contact STS for technical support.
12. Installation of third-party equipment which affects the performance of the equipment requires the written permission of the manufacturer.
13. Upon delivery equipment should be inspected for transit damage. Any damage should be reported to STS and the equipment should be quarantined and not used.
14. If the unit supplied is the ATEX model, ensure earthing chains are securely fitted and are in contact with the ground at all times; also wheels should be kept clean and free from debris.
15. The manufacturer shall not be held liable in case of faults or accidents due to negligence, incapacity, installation by unqualified personnel or improper use.

Securing the Cylinder

1. Ensure that the cylinder you intend to load into the unit is of correct size to fit the trolley; 150-240mm in diameter.
2. Wheel the trolley towards the cylinder in the vertical orientation.
3. Tilt the trolley forward and use the small front wheels to slide the footplate under the cylinder.




Vertical Orientation




Pivot the trolley using axle

4. Place your foot on the axle to pivot the trolley and cylinder until the trolley is resting on its four wheels.
5. Hook the safety chain around the cylinder.
6. The cylinder is now ready for transport.



Connect safety chain



Ready for transport

Placing the Cylinder Back on the Floor

1. Remove the safety chain
2. Place your foot on the axle to pivot the trolley and cylinder until the trolley is resting on its footplate.
3. Using one hand on the trolley remove the cylinder by sliding off the footplate.

Decommissioning and disposal

Final de-commissioning or disposal of the unit must be performed in accordance with the regulations of the country of use, meeting the countries regulations for disposal of hazardous materials. In particular, regulations governing the disposal of batteries, fuels and electronic and electrical systems must be observed.

Maintenance

Any maintenance needs to be carried out by a competent individual. The unit is designed to be maintenance free.

- Before use inspect unit thoroughly for signs of damage.
- For cleaning it is recommended that if any degreasing agents or high pressure cleaners are to be used then they should be used with great caution as to avoid the degreasing of any mechanical components.

If you do not understand any part of this manual and/or need assistance, please contact us: Technical Support Line: +44 (0)1736 851050

Bespoke Handling Equipment Ltd.
Leedstown
Hayle
Cornwall
TR27 6DS
United Kingdom